



**Strainrite**  
FENCING SYSTEMS


# Permanent Wire Strainers

## Product Overview & Features

Manufactured using strong, corrosion resistant, hot dipped galvanised steel ribbed frames and special die-cast aluminium tapered spools, corrosion resistant heavy duty Strainrite Permanent Wire Strainers make fence erecting, maintenance and wire alignment easy. Strainrite offers a variety of permanent wire strainers, all designed to easily and quickly strain all common sizes of fencing wire, to the recommended wire tension.

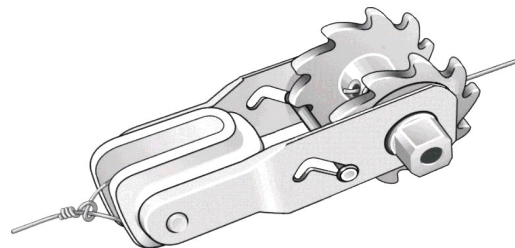
### Standard Cliplock™ Strainer

By far the most popular & well known design, Strainrite Std Cliplock™ Strainers offer smooth clicking action, can be operated easily from any angle, and can be used as a true inline strainer with provision for threading wire through the Strainer via the hole in the frame & spool, saving an extra knot.



### New Feature

Strainrite have recently improved the Cliplock strainer by adding an oval shaped hole in the spool in place of the previous round hole, thus providing the option to join two wires without having to tie a knot.



### Hi Strain Insul-Clip™ Strainer

Strainrite also offers an insulated version of the cliplock™, the Hi Strain Insul-Clip™ Strainer. Staying

true to their commitment to continual improvement, Strainrite recently upgraded the insulator to engineer grade ABS plastic, and the specially moulded insulator nests within the frame to achieve hi tensile strainer strength. Strainrite also offers porcelain insulated versions of this strainer to many countries worldwide with more extreme climates or fire prone regions.

### Triplex™, Standard Spring Pin, Drop Pin Strainers

The Triplex & the Standard Drop Pin strainer work via the traditional ratchet & pawl mechanism. The pin on the Drop pin can be locked out for free wheel action.



The traditional style Triplex offers a large, high capacity spool.

A favourite in the South Island, the Spring Pin strainer combines features of the Drop Pin & Cliplock, providing automatic, spool locking via a spring loaded pin, making it a hands-free safe to use option.




# Permanent Wire Strainers

## Operation & Installation

### New Faster Method To Strain Wires

*Twice as fast and unique to Strainrite Permanent Wire Strainers*

Before tying off wire to post, thread end through both the hole in the spool plus the hole on the strap bend. Tie off wire to post, leaving enough slack in wire to achieve at least two wire wraps around spool before full tension is achieved. Wire is rapidly wound in from both directions.





**The Conventional method** is to tie off 1 wire through strap aperture. Then pre-bend point of other end to fit in full depth of spool axle. Leave enough wire slack to allow at least two wraps around spool, before full tension is achieved.

The straining mechanism is best operated by the Strainrite Ratchet Strainer Handle, featuring the facility to crank the spool in line with the fence wire, via the handle's spring loaded pin mechanism. Alternatively the socket on the end of the ratchet handle or a spanner can be used to engage the nut on the side of the spool.

#### Note

The reason for wrapping two or more turns of wire around the spool axel prior to achieving full tension is to distribute tension load evenly to prevent damage to spool.

***Do not exceed recommended safe working loads***



### RECOMMENDED WIRE TENSIONS

MILD STEEL	KGS	LBS
4.50mm (7 Gauge)	315	690
4.00mm (8 Gauge)	250	550
3.55mm (9 Gauge)	200	440
3.15mm (10 Gauge)	150	330
2.50mm (12.5 Gauge)	80	180
2.00mm (14 Gauge)	65	145

### HIGH TENSILE

4.50mm (7 Gauge)	300	660
4.00mm (8 Gauge)	250	550
3.55mm (9 Gauge)	200	440
3.15mm (10 Gauge)	150	330
2.50mm (12.5 Gauge)	110	240
2.00mm (14 Gauge)	80	180